

# Welcome to St Paul's



Hi Year 6,

I hope that you and your families are well. Here are some photographs and information to help you to feel happy when you come to us in September.

If you have any questions please email:

[lnewton@st-pauls.surrey.sch.uk](mailto:lnewton@st-pauls.surrey.sch.uk)

# The School

ST PAUL'S  
CATHOLIC  
COLLEGE



North Site



South Site



You use the Link or the gardens to walk  
from either side.

*"Achieving Excellence, Learning to Serve"*

# The Staff

ST PAUL'S  
CATHOLIC  
COLLEGE



## Mr Mc Nulty - Headteacher



*"Achieving Excellence, Learning to Serve"*

# The Staff

ST PAUL'S  
CATHOLIC  
COLLEGE



## Deputy Head Teachers



Mrs Davies



Mr Walsh

*"Achieving Excellence, Learning to Serve"*

# The Staff

ST PAUL'S  
CATHOLIC  
COLLEGE



Miss Tanielian  
Head of Year 7

*"Achieving Excellence, Learning to Serve"*

# The Staff

ST PAUL'S  
CATHOLIC  
COLLEGE



Mrs Barron  
Year 7 Lead & SENCO



Mrs Newton  
Head of Admissions

*"Achieving Excellence, Learning to Serve"*

# The Staff



Mrs Read  
Educational Welfare  
Officer & Designated  
Safeguarding Lead



Mrs Llewellyn  
Year 7 Transition Mentor



# South Site - Reception

If you are feeling poorly, are late to school, lost or need any help you can go to reception.





# South Site

On South Site all rooms begin with an 'S' and here you will find...

ST PAUL'S  
CATHOLIC  
COLLEGE



**The Gym where you have assembly**



**The Pod - where you can get snacks at lunch and break time**



**South Site playground  
Where you see your friends**





**The Quiet Area - just for  
Year 7s**

*"Achieving Excellence, Learning to Serve"*

# North Site

On North Site all rooms begin with an 'N' and here you will find...



Go through "the hole in the wall" to get to Science



The Library  
Sssssshhh!



English

*"Achieving Excellence, Learning to Serve"*



# SEND area

Through the door



Up the hidden staircase!




Welcome to SEND




Room to use at  
lunch and break  
times

SEND office

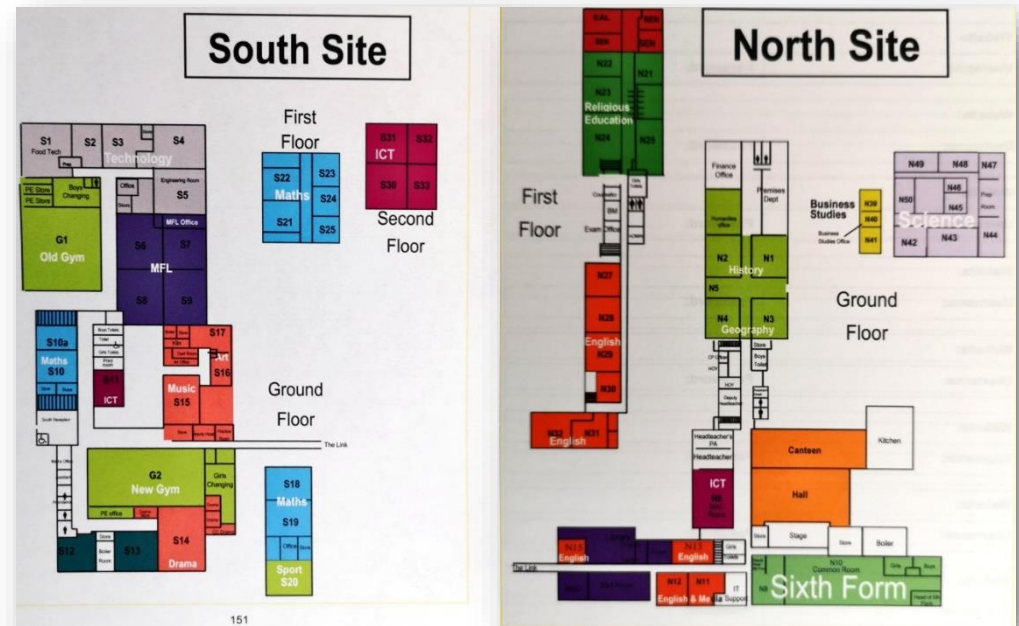


*"Achieving Excellence, Learning to Serve"*

# Signs to help you



There are signs that tell you where each subject area is- look carefully for the subject name and room number. The room numbers will also be on your timetable.



Or, use the map in your planner!

# Lockers



**There are lockers on South Site and North Site. If you have a locker you will have a number to help you find it.**



# Canteen



Where you go to get your lunch  
or eat your packed lunch

Parents pay money via  
Wisepay for students to  
purchase food



Where you put  
your thumb  
when you have  
chosen your lunch



Where you  
queue



This is where you choose and pay for your food

*"Achieving Excellence, Learning to Serve"*